
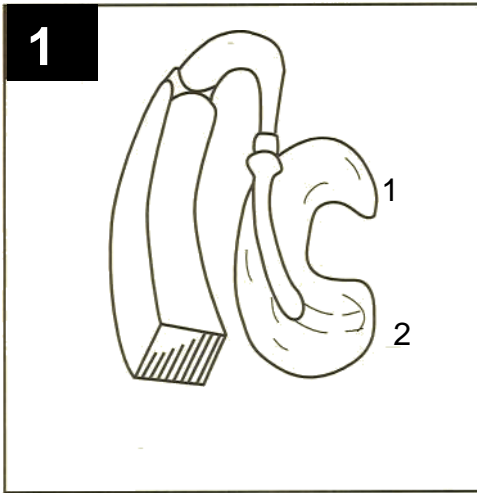


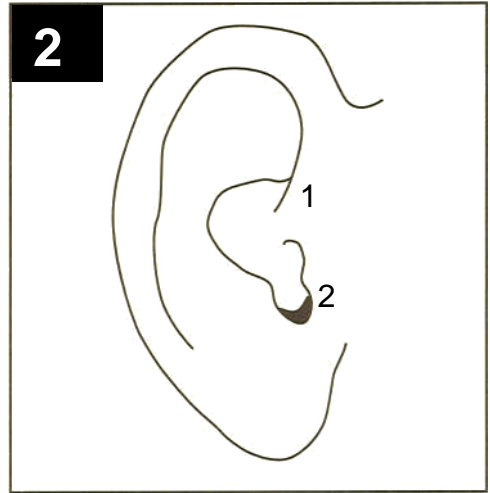
How to insert your right earmould



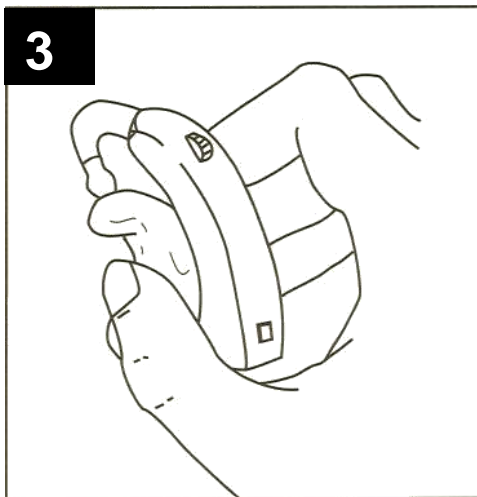
Patient Information



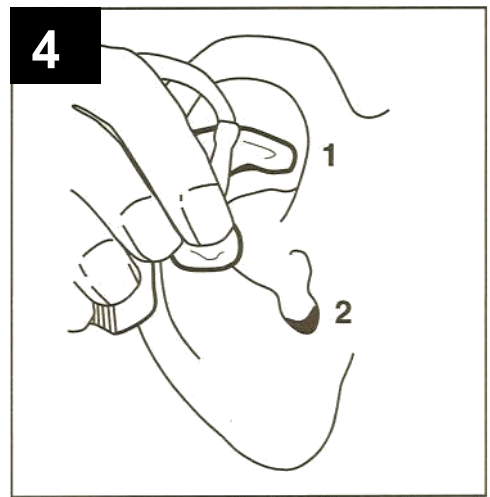
The earmould has two main parts: The 'hook' at the top (1) and the 'meatus' at the bottom (2).



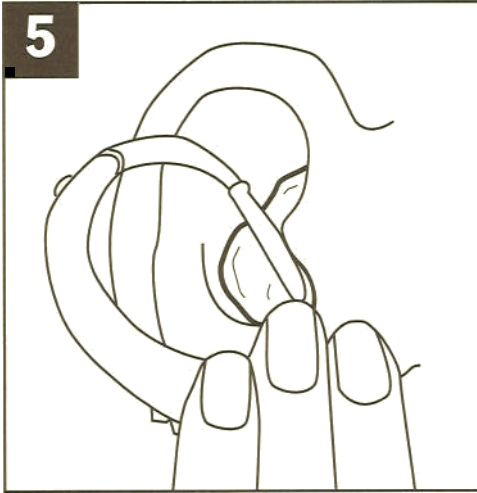
The 'hook' fits into the helix (deep fold near the top of the ear 1).
The 'meatus' fits in the ear canal (2).



Hold the earmould between your thumb and forefinger. The 'hook' should point forwards and the meatus should point towards your ear.



Raise it to your ear. Insert the meatus into the ear canal first. Tilt the earmould backwards slightly then bring it forwards tucking the hook in to the helix.

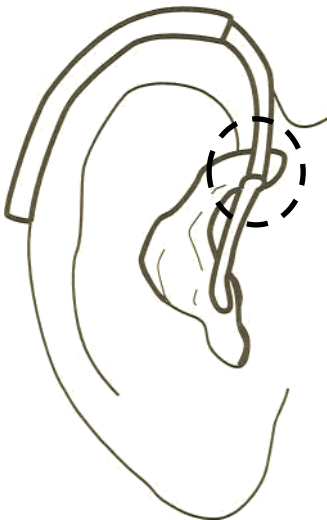


Slide your thumb out from under the earmould and press the mould firmly into your ear. It may help to pull your earlobe down with your other hand. Now tuck the hearing aid behind your ear.



Correct position

This shows how your earmould fits your ear with the hearing aid tucked behind.



The wrong position

The 'hook' of the earmould has not been inserted into the helix of the ear. This will rub and make your ear sore as well as increase the chances of the hearing aid falling out.

For more information contact
Audiology Department
Telephone: 01493 452354
audiology@jpaget.nhs.uk

Feedback

We want your visit to be as comfortable as possible. Please talk to the person in charge if you have any concerns. If the ward/department staff are unable to resolve your concern, please ask for our Patient Advice and Liaison (PALS) information. Please be assured that raising a concern will not impact on your care. **Before you leave the hospital you will be asked to complete a Friends and Family Test feedback card.** Providing your feedback is vital in helping to transform NHS services and to support patient choice.

Trust Values

- Courtesy and respect
- A welcoming and positive attitude
- Polite, friendly and interested in people
- Value and respect people as individuals
So people feel **welcome**
- Attentively kind and helpful
- Look out for dignity, privacy & humanity
- Attentive, responsive & take time to help
- Visible presence of staff to provide care
So people feel **cared for**

- Responsive communication
- Listen to people & answer their questions
- Keep people clearly informed
- Involve people
So people feel **in control**
- Effective and professional
- Safe, knowledgeable and reassuring
- Effective care / services from joined up teams
- Organised and timely, looking to improve
So people feel **safe**



The hospital can arrange for an interpreter or person to sign to assist you in communicating effectively with staff during your stay. Please let us know.

For a large print version of this leaflet, contact PALS 01493 453240

Author:
Audiology Department

©Jan1 2025
James Paget University
Hospitals NHS Foundation Trust
Review Date: Jan 2028
EA 1 version 1